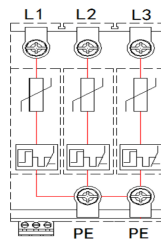
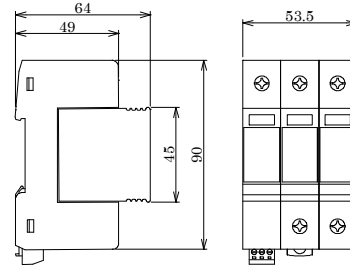


OTOWA Power line Type2 SPD LSK-NC for TN-C system

Modular SPD for use in TN-C systems; with floating remote signalling contact.



Basic Circuit Diagram



Dimension drawing

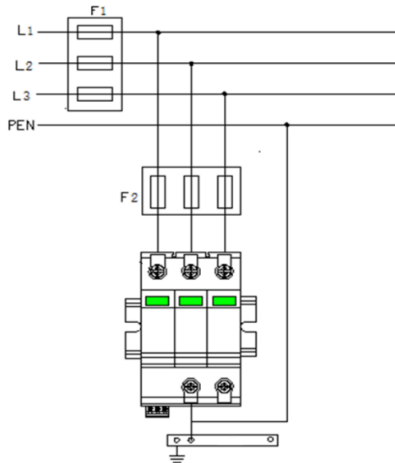
- Prewired complete unit consisting of a base part and plug-in protection modules.
- High discharge capacity due to heavy duty zinc oxide varistors.
- Easy to replace the protection modules without tools



Type	LSK-NC2720S	LSK-NC3220S	LSK-NC4420S
SPD according to EN 61643-1 /IEC 61643-11	Type2		
Nominal a.c. voltage (Un)	230 / 400 V (50 / 60 Hz)	230 / 400 V (50 / 60 Hz)	400 / 690 V (50 / 60 Hz)
Max. continuous operating a.c. voltage (Uc)	275V (50 / 60 Hz)	320V (50 / 60 Hz)	440V (50 / 60 Hz)
Nominal discharge current (8/20 μs) (In)	20kA	20kA	20kA
Max. discharge current (8/20 μs) (Imax)	40kA	40kA	40kA
Voltage protection level (Up)	≤ 1.4kV	≤ 1.5kV	≤ 2.5kV
Response time (tA)	≤ 25ns		
Max. mains-side overcurrent protection	125 A gL/gG		
Short-circuit withstand capability for max. mains-side overcurrent protection (Iscsr)	25 kA rms		
Temporary overvoltage (TOV) (Ut) -Characteristic -withstand mode	335V / 5sec.	335V / 5sec.	580V / 5sec.
Temporary overvoltage (TOV) (Ut) -Characteristic -safe failure mode	440V 120min.	440V 120min.	765V 120min.
Operating temperature range (Tu)	-40°C ~ +85°C		-40°C ~ +70°C
Operating state / fault indication	Green : Normal / Red : Failure		
Number of ports	1		
Cross-sectional area (min.)	1.5mm ² solid / flexible		
Cross-sectional area (max.)	35mm ² stranded / 25mm ² flexible		
For mounting on	35mm DIN rails acc. to EN 60715		
Enclosure material	thermoplastic, UL 94 V-0		
Place of installation	Indoor installations		
Degree of protection	IP 20		
Capacity	3 module(s)		
Approvals	TUV, CE		—
Comformity to environment	Comply to RoHS requirement		
Type of remote signalling contact	changeover contact		
a.c. switching capacity	250V / 0.5A		
d.c. switching capacity	250V / 0.1A ; 125V / 0.2A ; 75V / 0.5A		
Cross-sectional area for remote signalling terminals	max. 1.5mm ² solid / flexible		

OTOWA Type2 SPD LSK-NC Series



Connection



Backup Fuse		
		
$> 125A \text{ gL/gG}$	➔	125A gL/gG
$\leq 125A \text{ gL/gG}$	➔	F2

Other information



OTOWA web site



Instruction manual

Manufacturer



OTOWA ELECTRIC CO.,LTD.

5-6-20, Shioe, Amagasaki-city, Hyogo Pref. 〒661-0976, Japan

CONTACT US

<https://www.otowadenki.com>

Agency